



# Caledonian

Airport Flame Retardant And Fire Resistant Cables

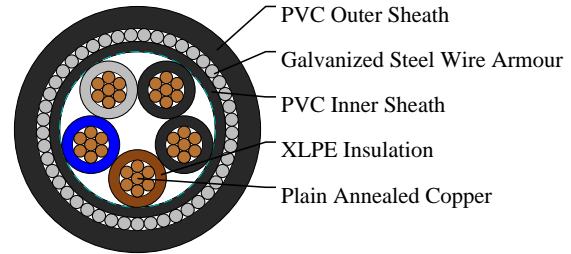

www.caledonian-cables.com

marketing@caledonian-cables.com

## 600/1000V XLPE Insulated, PVC Sheathed, Armoured Power Cables (5 Cores)

FGD400 1RVMV-R 5G4 (CU/XLPE/PVC/SWA/PVC CLASS 2)

Outdoor Cabling



### APPLICATIONS

This cables are mainly used in power stations, mass transit underground passenger systems, airports, petrochemical plants, hotels, hospitals, and high-rise buildings.

### STANDARDS

Basic design to BS 5467

### FIRE PERFORMANCE

Flame Retardance (Single Vertical Wire Test)(Optional)	EN 60332-1-2; IEC 60332-1-2; BS EN 60332-1-2; VDE 0482-332-1 ; NBN C 30-004 (cat. F1); NF C32-070-2.1(C2);CEI 20-35/1-2; EN 50265-2-1*; DIN VDE 0482-265-2-1*
Reduced Fire Propagation (Vertically-mounted bundled wires& cable test)(Optional)	EN 60332-3-24 (cat. C); IEC 60332-3-24; BS EN 60332-3-24; VDE 0482-332-3; NBN C 30-004 (cat. F2); NF C32-070-2.2(C1); CEI 20-22/3-4; EN 50266-2-4*; DIN VDE 0482-266-2-4

### VOLTAGE RATING

600/1000V

### CABLE CONSTRUCTION

Conductor: Plain annealed copper wire, stranded according to IEC 60228 class 2.

Insulation: Extruded cross-linked XLPE compound.

Inner Sheath: PVC Compound.

Armouring: Galvanized Steel Wire.

Outer Sheath: PVC Compound.

### COLOUR CODE

Insulation Colour as per BS7671

Insulation Colour: Brown, Gray, Black, Blue, Black

Sheath Colour: Black (other colors upon request)



# Caledonian

Airport Flame Retardant And Fire Resistant Cables

www.caledonian-cables.com

marketing@caledonian-cables.com

## PHYSICAL AND THERMAL PROPERTIES

Temperature Range During Operation: -40°C ~ 70°C

Temperature Range during Installation : -5°C ~ 50°C

Minimum Bending Radius : 8 x OD

## Electrical Properties

Dielectric Test: 3500 V r.m.s. x 5' ( core / core )

Insulation Resistance: 500 MΩ x km ( at 20°C )

Short circuit Temperature : 250°C ( up to 5 secs )

Conductor Operating Temperature : 90°C

Ambient Temperature : 30°C

## DIMENSION AND PARAMETERS


Caledonian Cable Code	No. of Cores × Cross-sectional Area	No./Nominal Diameter of Strands	Nominal Insulation Thickness	Nominal Armour Wire Diameter	Diameter under Armour	Nom. Overall Diameter	Approx. Weight
	No. × mm <sup>2</sup>	no./mm	mm	mm	mm	mm	kg/km
FGD400 1RVMV- R 5G4	5x4	7/0.85	0.7	0.9	12.1	17.8	680

## Current-Carrying Capacities (Amp)

Conductor Cross-sectional Area	Ref. Method A One 2C cable, 1-phase a.c. or d.c.	Ref. Method A One 3C or 4C cable, 3-phase a.c.	Ref. Method B One 2C cable, 1-phase a.c. or d.c.	Ref. Method B One 3C or 4C cable, 3-phase a.c.	Ref. Method D One 2C cable, 1-phase a.c. or d.c.	Ref. Method D One 3C or 4C cable, 3-phase a.c.	Ref. Method E One 2C cable, 1-phase a.c. or d.c.	Ref. Method E One 3C or 4C cable, 3-phase a.c.
mm <sup>2</sup>	A	A	A	A	A	A	A	A
4	49	42	52	44	--	40	--	48

## Voltage Drop (Per Amp Per Meter)

Nominal Cross sectional Area	2C cable, d.c.	Ref. Methods A,B 2 cables, 1-phase a.c.	Ref. Methods A,B 3 or 4 cables, 3-phase a.c.	2 cables, 1-phase a.c. (In ducts)	2 cables, 1-phase a.c. (In ground)	3 or 4 cables, 3-phase a.c. touching (In ducts)	3 or 4 cables, 3-phase a.c. touching (In ground)
mm <sup>2</sup>	mV/A/m	mV/A/m	mV/A/m	mV/A/m	mV/A/m	mV/A/m	mV/A/m
4	12	12	10	12	12	9.7	9.7



Rated voltage



BS 5467



Flame Retardant  
NF C33-070-2.1(CE)  
IEC60332-1-2/EN50266-2-1



Reduced Fire Propagation  
NF C33-070-2.2(CE)  
IEC60332-3-24/EN50266-2-4